



Gebesa | CREATING AMAZING SPACES

BENTO

4

DESKS

6

ASCEND-BENTO

8

STORAGE

10

BOOKCASES

14

TABLES

16

TYPICALS

26

DIMENSIONS

28

FINISHES

Furniture color may vary from renderings.



BENTO

Designed for today and tomorrow, Gebesa's Bento is characterized by timelessness and elegance, with a wide range of configurations and avant-garde design in natural wood veneer that provide distinction to your organization.

DESKS

BENTO



Furniture color may vary from renderings.

PEDESTAL SUPPORTED DESK

This desk allows users to work in a comfortable, functional, and avant-garde way. With the addition of the pedestal, it allows you to make the most of its dimensions, creating a sense of organization and structure within your office.

DESK

It combines the desk with storage furniture with a free side edge, which allows users to add an external support such as a credenza or pedestal. Select the ideal add-on and fully control the functionality of stations in executive positions.

MULTIUSE WORK SURFACE

Get privacy, surface space and customization from the ground up in your furniture. The Bento cover with modesty panel lets you completely choose the design and dimensions of your space.



BENTO

HEIGHT-ADJUSTABLE DESK

BENTO

The elegance and sophistication of the Bento desk with veneer finishes and interiors with low-pressure finishes are now also available with adjustable height!

The nature of a high-end desk, with a harmonious, sober and timeless design, coupled with the benefits of our Ascend collection, makes this the perfect choice for users with demanding needs. Get height adaptability to achieve an easy transition between sitting and standing.



Choose between two modernized controls: our programmable control with memory position keys or our easy-to-use paddle control.

You can also control your workstation from our Gebesa Smart Office app.



Accidents happen in a blink of an eye. Ascend integrates an anti-collision sensor designed specifically to avoid them! Ascend detects any resistance while traveling up or down and automatically stops its movement.

Furniture color may vary from renderings.



STORAGE

BENTO



Furniture color may vary from renderings.



Lateral File



Open Bookshelf



2-Door Cabinet



Pedestal



FF Pedestal



BBF Pedestal

BENTO FILING

Make the most of every space in your work scheme, keeping everything organized with our filing cabinets from the Bento line.

BENTO PEDESTALS

Gebesa pedestals are the perfect complement to your workspace. A practical storage solution to keep your desk free of distractions. Organize your documents, pens, clips, and personal items.

BOOKCASES

BENTO

Furniture color may vary from renderings.



Product images shown are not proportional to each other.




CLOSED BOOKCASE OVER WORKSURFACE (2-3 Shelves)

Get the storage space needed to increase productivity and order in the office. Impeccable aesthetics, it provides a touch of elegance without taking up too much space.




CLOSED BOOKCASE OVER WORKSURFACE

The closed bookcase over surface combines open and hidden storage. Keep objects in sight with its innovative fixed shelves with remnants at the bottom. It completely protects behind your most important documents.




COLUMN OVER WORKSURFACE (2-3 glass shelves)

Say goodbye to organizational problems in the office! Its floor structure allows easy integration into your work area. Use it to store your books, folders or decorative items with its open design, which allows you to access them easily.



COLUMN WITH GLASS SHELVES (4-5 shelves)

Elevate the prominence and elegance of your office furniture. It is ideal for the highest positions in the organization, or for offices where aesthetics and order are prioritized.



BOOKCASE (4-5 shelves)

Keep everything you need at your fingertips. It can adapt to your requirements in terms of materials, colors, textures and dimensions, making each of your spaces original and elegant.

Product images shown are not proportional to each other.

CLOSED BOOKCASE WITH CABINET (4-5 Shelves)

Organize all your documentation and important books and keep them protected thanks to complete doors that serve as a protective barrier and generate a cooler storage space.

OPEN BOOKCASE WITH 2-DOOR CABINET (2-3 Shelves)

It is a perfect alternative since it is not only functional for storage, but also has a marked decorative character. It becomes an excellent addition that generates feelings of spaciousness and comfort.

WALL MOUNT (2-DOOR AND OPEN-STORAGE / 2-DOOR)

The simple pendant bookcase is perfect for solving organizational problems in a practical and effective way. Its dimensions make it the perfect complement for offices where saving space is vital.

BOOKCASE SUPPORT

It is the perfect accessory to level the height between the furniture. Place it on the cover of your credenza to position your bookcase and maintain the perfect height for your configuration, or use its surface to perform tasks.

OPEN-STORAGE CREDENZA

It is an ideal piece of furniture to keep you organized and tidy with extra storage. It is also useful in reception for decorating the main access, placing flowers, or ornaments that show the personality of the company.



Furniture color may vary from renderings.



Furniture color may vary from renderings.



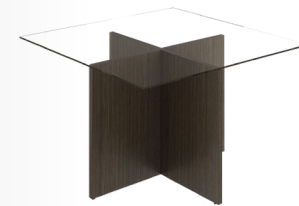
TABLES

BENTO

CONFERENCE TABLES



Having the right conference table will lead to a great positive impact on the way your business meetings develop. A key factor in a company's success can be as simple as the shape and size of its board-table.



The integration of glass in your furniture is a great option not only from the functional point of view, but from the aesthetic. Increase energy efficiency by requiring less lighting.

OTHER TABLES

The Bento Coffe Tables are ideal for team collaboration. One of the main advantages of glass coffee tables is that they give the feeling of amplitude to spaces.



The Corner Table is perfect for taking advantage of every space available. Our table has a perfect fit in different office designs thanks to its minimalism.





OPTION A

- 1.- 3-Shelf open bookcase with 2-door cabinet (1)
- 2.- Open-storage 2-door wall mount (3)
- 3.- Pedestal supported desk (1)
- 4.- Mountable 2-drawer lateral file (2)
- 5.- Column with 5 glass shelves (1)
- 6.- Multiuse worksurface (1)
- 7.- Mountable open bookshelf (1)



OPTION C

- 1.- 4-Shelf closed bookcase with cabinet (1)
- 2.- Open storage credenza (1)
- 3.- Desk (1)
- 4.- Closed bookcase over worksurface (1)
- 5.- 2-Door wall mount (2)
- 6.- Mountable 2-drawer lateral file (1)
- 7.- Multiuse worksurface (1)

TYPICALS

BENTO

Furniture color may vary from renderings.



OPTION D

- 1.- Open storage credenza (1)
- 2.- Column over work surface 2 glass shelves (2)
- 3.- Desk (1)
- 4.- 2-Door wall mount (2)
- 5.- Mountable 2-drawer lateral file (1)
- 6.- Multiuse work surface (1)



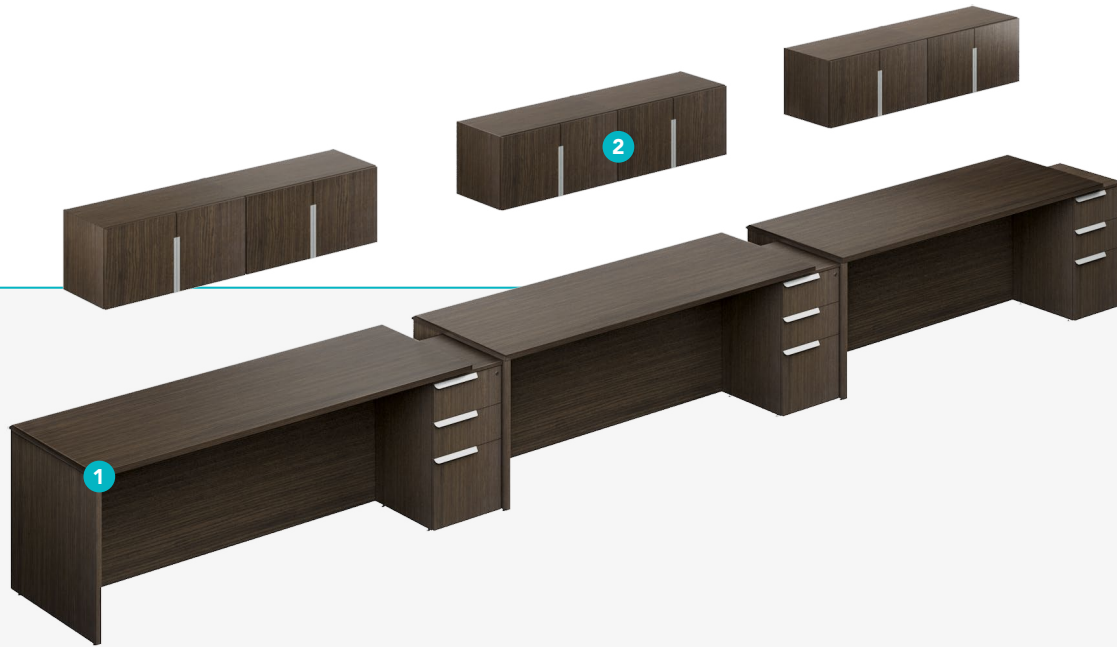
OPTION E

- 1.- Open storage credenza (3)
- 2.- Desk (3)
- 3.- 2-Door wall mount (6)

TYPICALS

BENTO

Furniture color may vary from renderings.



OPTION F

- 1.- Pedestal supported desk (3)
- 2.- 2-Door wall mount (6)



OPTION G

- 1.- Pedestal supported desk (4)
- 2.- Closed bookcase over worksurface (4)
- 3.- Mountable 2-drawer lateral file (4)
- 4.- Mountable open bookshelf (4)
- 5.- Multiuse worksurface (4)

TYPICALS

BENTO

Furniture color may vary from renderings.




OPTION H

- 1.- Pedestal supported desk (1)
- 2.- 2-Door wall mount (2)
- 3.- Mountable 2-drawer lateral file (1)
- 4.- Mountable open bookshelf (1)
- 5.- Multiuse worksurface (1)



OPTION I

- 1.- Open storage credenza (1)
- 2.- Desk (1)
- 3.- Mountable 2-drawer lateral file (1)
- 4.- Multiuse worksurface (1)



OPTION J

- 1.- Pedestal supported desk (2)
- 2.- Mountable 2-drawer lateral file (2)
- 3.- Mountable open bookshelf (2)
- 4.- Multiuse worksurface (2)



OPTION K

- 1.- Pedestal supported desk (2)
- 2.- Mountable 2-drawer lateral file (2)
- 3.- Mountable open bookshelf (2)
- 4.- Multiuse worksurface (2)

DIMENSIONS

BENTO

Note: Depth and width shown in nominal dimensions.

Note: Depth and width shown in nominal dimensions.

DESKS

- Pedestal Supported Desk: 89" x 30" x 30"
- Desk: 80" x 30" x 30"
- Height-Adjustable Desk: 80" x 30" x 30"
- Multiuse Worksurface: 59" x 20" x 30" | 89" x 20" x 30"

MOUNTABLE FILINGS

30" x 19" x 28"

PEDESTALS

- Mountables: 16" x 19" x 27.5"
- Pedestal with Surface: 16" x 19" x 28"

TABLES

- Corner Table: 24" x 24" x 18"
- Coffee Table: 47" x 24" x 18"
- Coffee Table with Glass: 48" x 48" x 18"
- Conference Table with Glass: 96" x 48" x 30" | 48"

BOOKCASES

- Closed Over Worksurface: 30" x 15" x 42" | 30" x 15" x 55"
- Column Over Worksurface: 15" x 14" x 42" | 15" x 14" x 55"
- Column with Glass Shelves: 15" x 14" x 72" | 15" x 14" x 85"
- Open/Closed Bookcases: 30" x 19" x 72" | 30" x 19" x 85"
- Open with 2-Door Cabinet: 30" x 19" x 72" | 30" x 19" x 85"
- Wall Mount: 30" x 15" x 28" | 30" x 15" x 15"
- Bookcase Support: 60" x 14" x 13" | 89" x 14" x 13"
- Open-Storage Credenza: 83" x 18" x 28"

TYPICALS

- Option A: 134" x 98" x 85"
- Option B: 148" x 84" x 85"
- Option C: 118" x 93" x 72"
- Option D: 89" x 100" x 72"
- Option E: 89" x 288" x 72"
- Option F: 274" x 30" x 72"
- Option G: 181" x 72" x 72"
- Option H: 89" x 91" x 72"
- Option I: 89" x 93" x 30"
- Option J: 181" x 91" x 30"
- Option K: 181" x 91" x 30"

FINISHES

BENTO

WOOD VENEER



WALNUT
CN16



TAMARIND
CN17



SILVER APRICOT
CN19



WENGUE
CN23



CHERRY
CN29

Furniture color may vary from renderings.

Gebesa
CREATING AMAZING SPACES