



Gebesa | CREATING AMAZING SPACES

OPEN PLAN SYSTEMS

4

Freestanding

Ascend

G-Connect

G-Bench

Start

Urban

26

Panel-Based

Elite

Synergy

Optimus

46

Fusion



ASCEND

The Ascend portfolio of products allows you to create open, modern and functional office environments. With a diverse combination of height-adjustable tables and benching—coupled with power/data distribution and storage solutions—Ascend products allow you to maximize efficiency and customize space to your specific needs.

ASCEND FREESTANDING DESKS

Our line of height-adjustable desks provides a seamless transition between sitting and standing for customized height adaptability and increased productivity.

Manufactured to the highest quality standards, the Ascend freestanding desk offers movement and space, prioritizing the comfort of the individual user.





ASCEND BENCHING


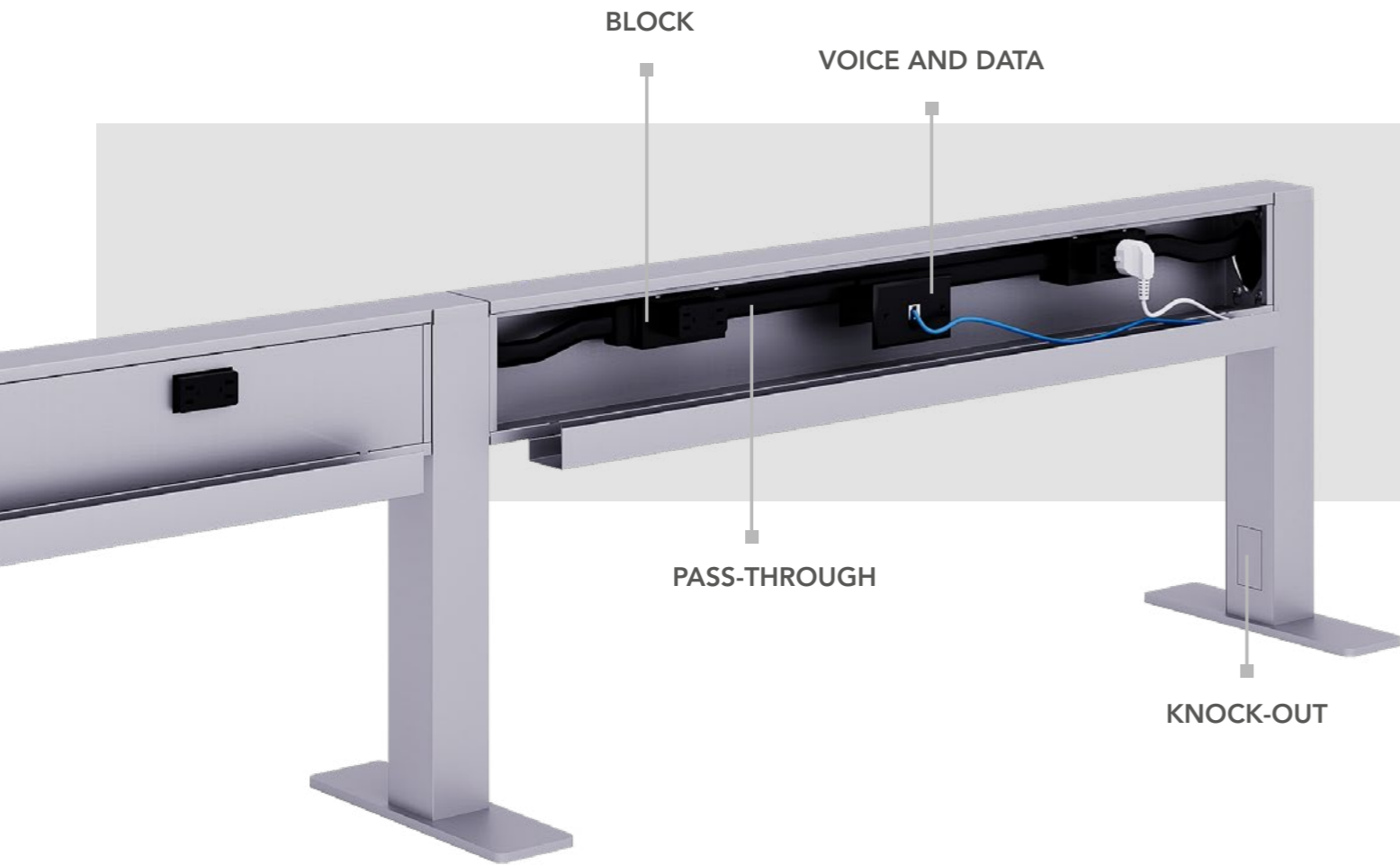
We've thought of all possible scenarios. Ascend Benching integrates height adjustability, power, data, privacy and various other features into a single platform. Available in double-sided configurations for maximum space utilization and flexibility.



ASCEND CONFERENCE TABLES

Conference tables come in multiple shapes and finishes to create dynamic meeting spaces. With sophisticated design and natural wood veneer finishes or laminates, this collection creates an elegant yet functional collaborative workspace.

FREESTANDING



Allows straight, 90° and 120° connections in 2-way, 3-way and 4-way configurations.

Hinged raceway to organize and hide cables.

Option to add privacy screens.

ASCEND BEAM

Need complete flexibility for quick and easy change?

Ascend Beam is a simple, elevated power and data distribution product used in conjunction with Ascend tables and any Gebesa desking, storage or table series. The freestanding modular design also makes it easy to integrate into other collaborative office areas, including lounge, café and anywhere power and data distribution or privacy is needed.



2-Way configuration
Straight / 90° connection



3-Way configuration
Straight / 120° connection



G-CONNECT

The G-Connect collection is equipped with electrical access and hidden wiring to retain its minimalist design. It creates a dynamic work environment with an infinite range of configuration possibilities.

G-Connect integrates 28mm-thick sliding covers for optimum resistance. Without neglecting any detail, the metal body of the furniture has an embossed, porous-like finish that gives it a shock-resistant quality.

G-CONNECT DELTA LEG

With a contemporary design that breaks everyday office life, the credenza desk with delta leg combines functionality, resistance, visual lightness, and elegance. It creates the perfect setup with ample deck space, storage, and a distinctive aesthetic.



G-CONNECT LEVEL

Designed with the highest quality trough, G-Connect Level has voice and data capability to facilitate communication and collaborative work.

Its decorative and operational characteristics allow you to customize according to your needs. Easily adaptable to private offices or open spaces, the structural design provides an elegant, fluid appearance for an easy combination of configurations. Explore all the color options and finishes available to help you create the ideal layout that suits the personality of your organization.





G-BENCH

G-Bench enables communication and collaborative work, with outstanding technology integration, hidden wire management and esthetic design. A wide range of finishes and accessories adapts to the DNA of your organization.

Dynamic, avant-garde and collaborative furniture with multiple functional and efficient configurations allows for a higher density of users per workstation.



START

Start lets you promote productivity with flexibility and versatility. Thanks to its bench design, it brings a feeling of spaciousness and comfort to your office. Thanks to the minimal components, Start is easy to install and expand to allow for a large number of combinations to meet any space-planning needs.

Meet the structural needs of your office with customized configurations, high aesthetic value and minimalism. Optimize and save space with the strategic positioning to surfaces and bases. Elevate the functionality of each work area with accessory options to enhance the work experience.



URBAN


Urban is an innovative collection for collaborative spaces. The unique line offers a wide range of customizable elements and accessories with accents of color to reflect your organization's personality.





PANEL-BASED

Create the office of your dreams with Gebesa panel systems —and discover personalization in all its glory. Elite, Optimus and Synergy allow you to design spaces from a highly versatile set of screens. Increasing automation in the workplace necessitates optimizing space and generating creative solutions. Modularity equals adaptability.





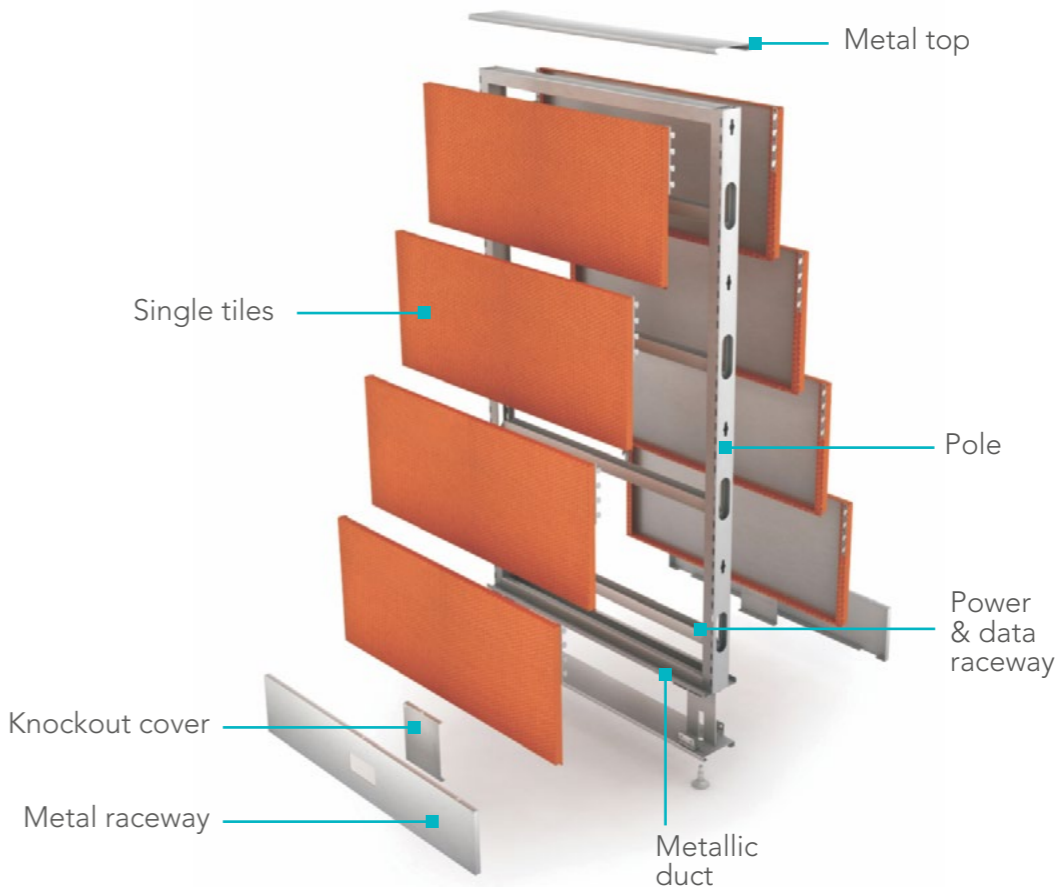
ELITE

The exclusive Elite modular collection lets you create environments of high design and functionality while optimizing spaces thanks to multiple configurations that adapt to different levels of interaction and privacy among users.

Created under engineering and technology principles, Elite has great capacity for voice and data management, as well as power through harnesses. Its tile-based configuration allows you to design stylish work spaces places thanks to total flexibility in finishes and cutting-edge materials that create environments of modernity and status.



ELITE STRUCTURE





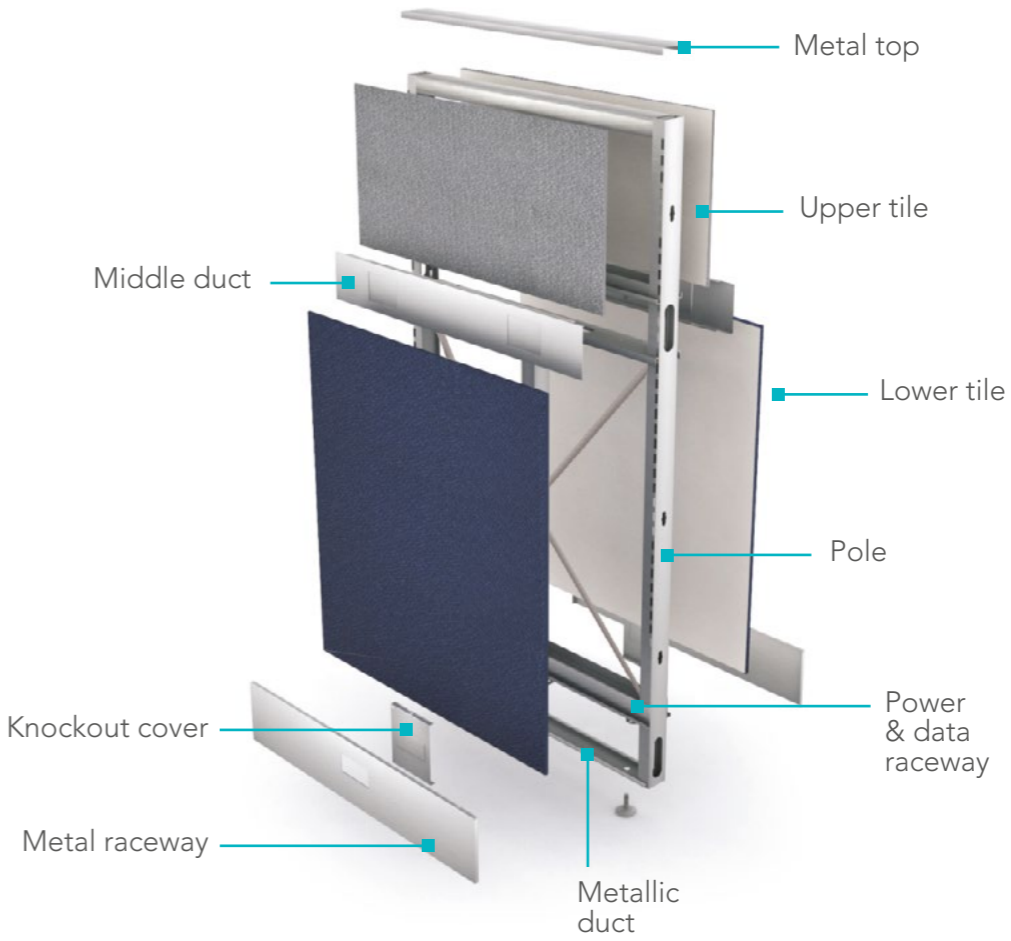
OPTIMUS

This popular modular collection allows multiple configuration possibilities to make the most of spaces and create organized and productive workplaces. Optimus is designed using panels in various materials and finishes to create customizable work environments.

Optimus has superior wire management capacity, thanks to its beltline raceway that allows access to power and/or voice and data at work-surface level. Panel finishes adapt to interior design trends of progressive environments.



OPTIMUS STRUCTURE





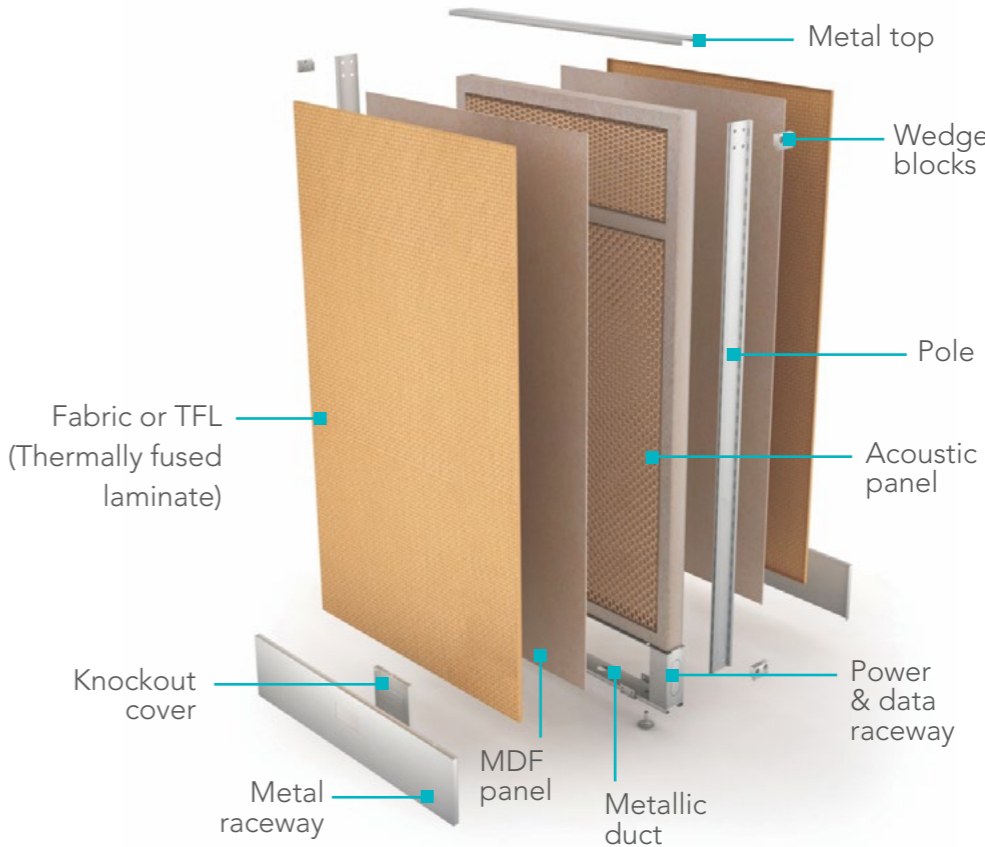
SYNERGY

The basis of Synergy is upholstered monolithic panels, which create functional spaces with a simple, acoustic solution. Easy to assemble and with wire management capabilities, this collection inspires productivity and efficiency.

Synergy provides quick response to the specific needs of dynamic workplaces without compromising functionality and image—along with a wide variety of accessories to equip and customize your workstations.



SYNERGY STRUCTURE





GALLERY PANELS

Gallery panels are an affordable, elegant, and practical way to incorporate separation and privacy into your panel system configuration. Customize your environment with a wide variety of low-pressure finishes.

Our Gallery Panels can be attached to create divisions, through junctions with the panels, or at the end of a configuration - redefines the boundaries of a workspace.







FUSION



FUSION COLLECTIONS



Start



Reach Single Monitor Arm



Venti Sofa



Power Tower



Dali Executive Chair
(Black Bonded Leather)



Mobile Ottoman



Moss Multitask Table



Whiteboard Top Corner Table



FUSION COLLECTIONS




Balam Table



Venti Mobile Multimedia HUB



Rewind Chair with Casters



Mobile Ottomans



FUSION COLLECTIONS



Synergy Panel System



Urban 2-Drawer Metal Lateral File



G-Connect Wardrobe/Storage Cabinet

Gebesa
CREATING AMAZING SPACES